




# IF POSTCARDMANIA IS MAILING YOUR POSTCARDS

If you have chosen **PostcardMania** to complete your mailing these layout specifications **MUST** be followed. This is to ensure the postcards are not returned due to incorrect layout.

- 

OPEN AREA – PUT COPY / INFO HERE
- 

MAILING ADDRESS AND STAMP AREA

  - This area is where the intended recipient's address will go.
  - Check with your local post office for the minimum clear area.
  - The smaller light blue area is where the stamp or indicia will go.
- 

POST OFFICE ADDRESS SCAN AREA

  - Placing a full address (other than your intended recipients) anywhere below the dashed line could result in the postcard being mailed to that address.
  - Any address in this area cannot contain a zip code OR must be in **REVERSE TYPE**

## BACK - Option #2 (MATTE SIDE-NO GLOSS)

